



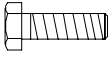
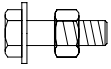


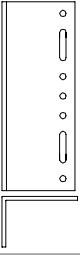
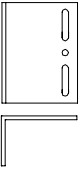
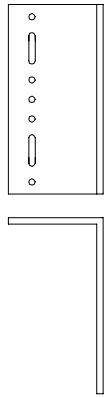

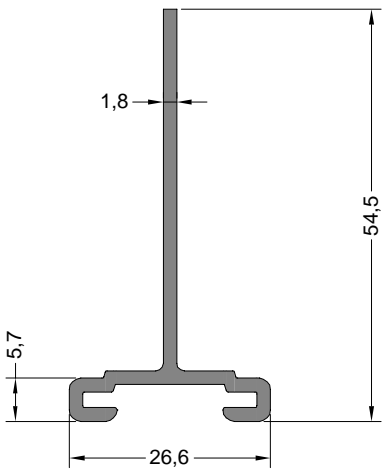


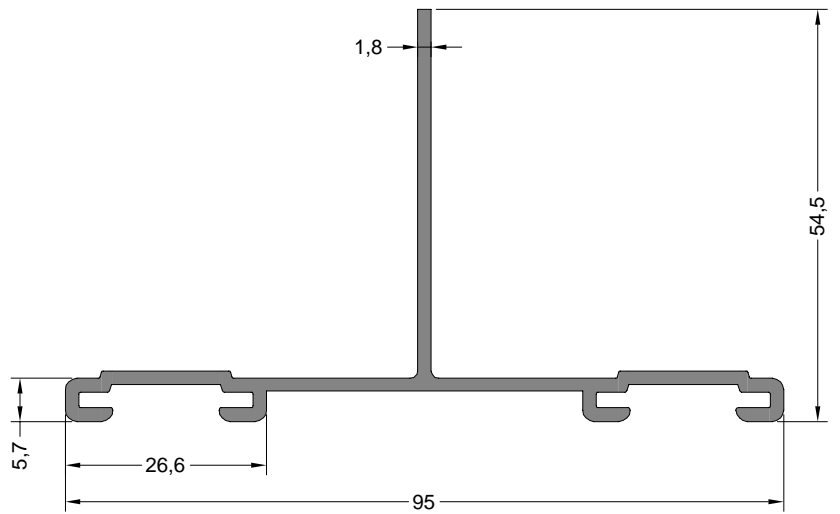
# SERAMİK KLİPSLİ CEPHE KAPLAMA SİSTEMİ



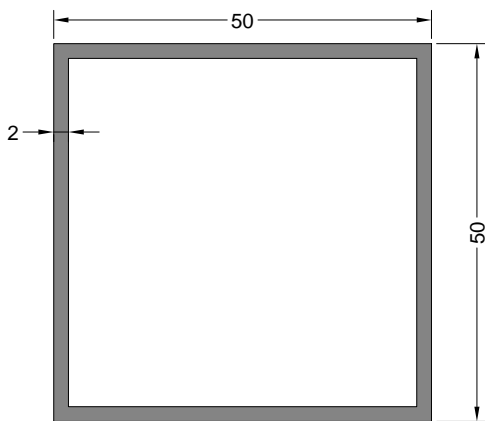
AKSESUAR ACCESSORY	STOK KODU REFERENCE CODE	AKSESUAR ADI DESCRIPTION	AKSESUAR KODU ACCESSORY CODE	PAKET PACK
	01 100160	ALT KL PS	AK.160	1 pk \ 100 ad
	01 100161	ÜST KL PS	ÜK.161	1 pk \ 100 ad
	01 100162	DERZ AYAR KL PS	DK.162	1 pk \ 100 ad
	11 010410	M10X100 PASLANMAZ ÇELİK DÜBEL	M10X100 Ç.D	1 pk \ 100 ad
	11 010411	M5X18 AYAR C VATASI	M5X18	1 pk \ 100 ad
	11 010412	M5.5X25 C VATA M5.5 SOMUN	M5.5X25+ SOMUN	1 pk \ 100 ad
	11 010413	M4.8X16 A2 PASLANMAZ YSB MATKAP UCLU VİDA	M4.8X16	1 pk \ 100 ad
	11 101501	PERÇİN	4 x 10	1 pk \ 1000 ad
	01 100155	DÖNEMEBA LANTISI L ANKRAJ	DBA.L150	1 pk \ 2 ad
	01 100156	DUVARBA LANTISI L ANKRAJ	DBA.L80	1 pk \ 2 ad
	01 100157	KÖNÜ DÖNEMEBA LANTISI L ANKRAJ	KDBA.L150	1 pk \ 2 ad
	08 050171	POLİURETAN ESASLI YAPIŞTIRICI		1 pk \ 24 ad



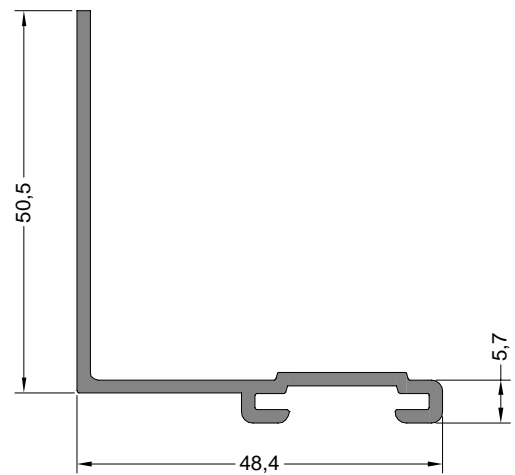
T Profili T PROFILE	Profil Kodu Profile Code	(kg/mt) Weight	Jx cm <sup>4</sup>	Jy cm <sup>4</sup>
	11874	0,440	12,75	3,50



T Profili T PROFILE	Profil Kodu Profile Code	(kg/mt) Weight	Jx cm <sup>4</sup>	Jy cm <sup>4</sup>
	11876	0,850	6,50	4,45



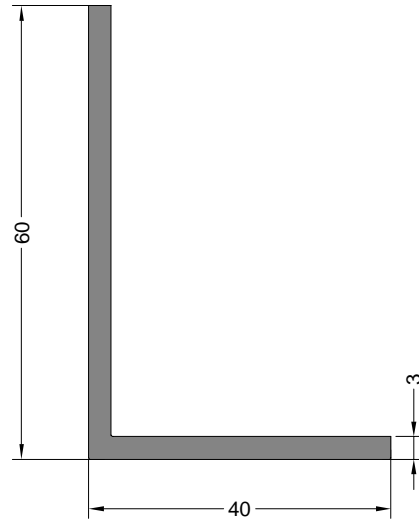
Kutu Profili BOX PROFILE	Profil Kodu Profile Code	(kg/mt) Weight
	627	1,040



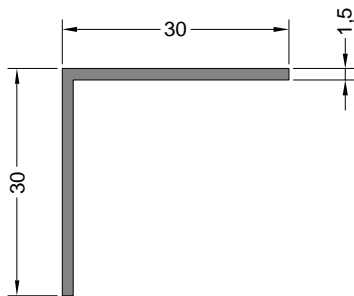
T Profili T PROFILE	Profil Kodu Profile Code	(kg/mt) Weight	Jx cm <sup>4</sup>	Jy cm <sup>4</sup>
	11875	0,540	4,65	4,45



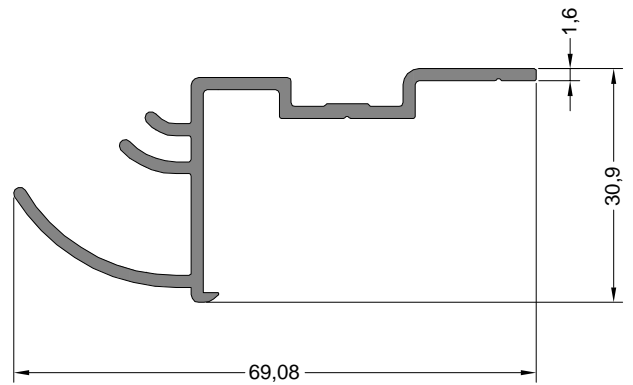
L Profili L PROFILE	Profil Kodu Profile Code	(kg/mt) Weight	Jx cm <sup>4</sup>	Jy cm <sup>4</sup>
	7704	2,485	238,91	29,05



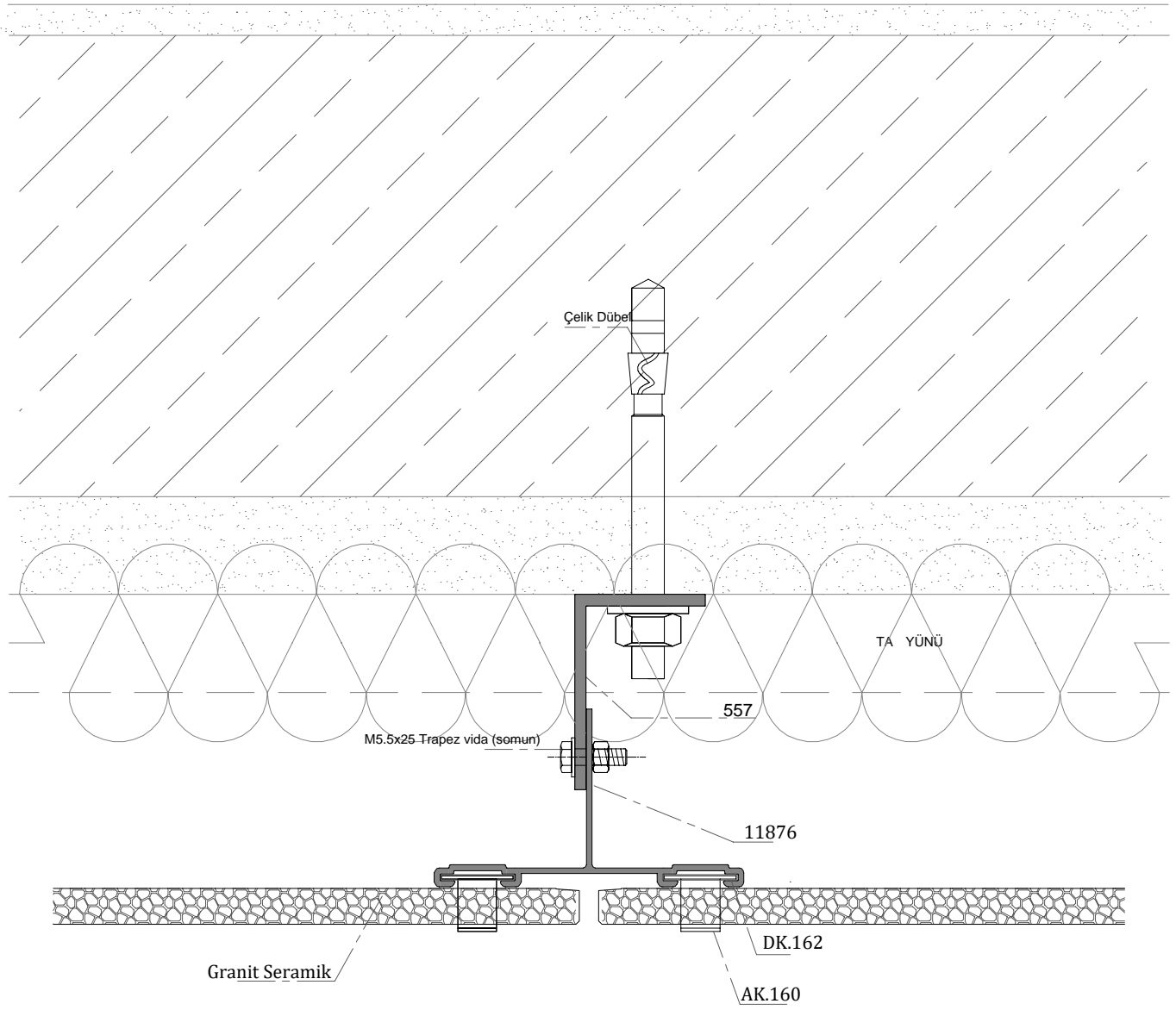
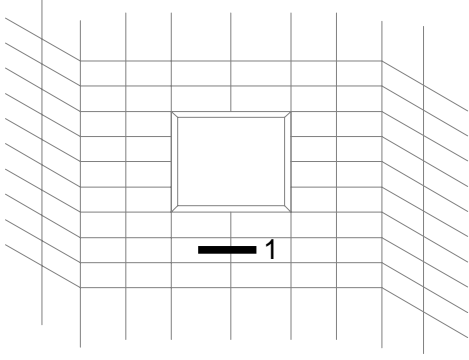
L Profili L PROFILE	Profil Kodu Profile Code	(kg/mt) Weight	Jx cm <sup>4</sup>	Jy cm <sup>4</sup>
	557	0,788	12,75	3,50

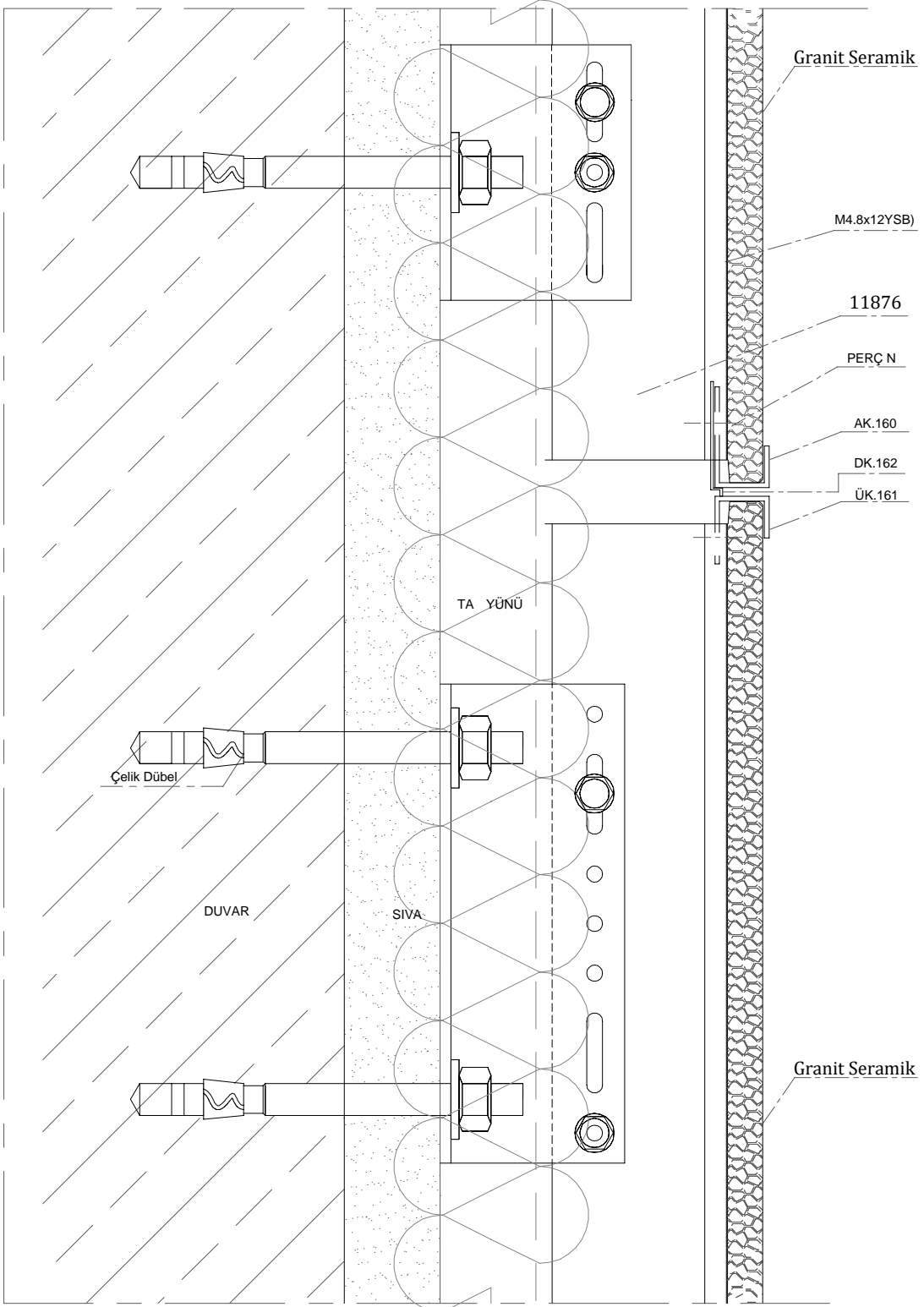
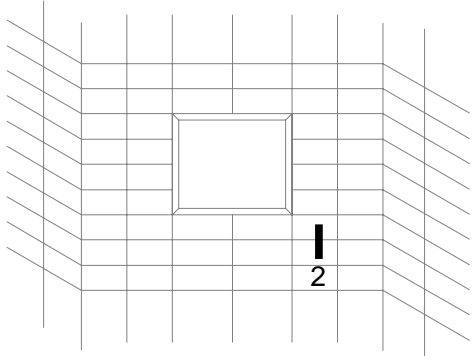


Kö ebent Profili ANGLE PROFILE	Profil Kodu Profile Code	(kg/mt) Weight
	8806	0,314



Kö e Dönü Profili CORNER PROFILE	Profil Kodu Profile Code	(kg/mt) Weight
	10389	0,691





D-2

